

Magnet and Actuator Handling



Magnets and Actuators Application Notes

Magnet and Actuator Handling

Disengaging Magnetized Magnets




Individual magnets must be pulled from the row horizontally. See images below.

- Do not slide magnets against each other
- Do not allow magnets to cluster

Connecting Magnetized Magnets

Group magnets that are magnetized, allowing the magnetic fields to attract from end to end (forming a row). See Figures 1, 2, 3 and 4.

- Do not allow magnets to cluster.



CLUSTERED MAGNETS



3100 NORGE ROAD, CHICKASHA, OKLAHOMA 73018 | [PHONE 405.224.4046](tel:405.224.4046) | [FAX 405.224.9423](tel:405.224.9423) | HSISENSING.COM